












Signal Aspects

This is an overview of how the default signalling system that comes with Zora no Densha works.

Main Signal Aspect	Distant Signal Aspect	Indication	Meaning
		STOP	Stop before the signal - passing is not permitted.
		CAUTION	Proceed at normal speed. Expect the next signal to be displaying STOP .
		EXPECT SLOW	Proceed at normal speed, prepared to do 40 km/h at the next signal.

Main Signal Aspect	Distant Signal Aspect	Indication	Meaning
		<p>CLEAR</p>	<p>Proceed at normal speed. Expect the next signal to be at worst a CAUTION.</p>
		<p>HIGH SPEED</p>	<p>Proceed at normal speed. At least 3 blocks ahead are unoccupied. The next signal is at worst a CLEAR or EXPECT SLOW</p>
		<p>CLEAR SLOW</p>	<p>Proceed at 40 km/h, unless indicated otherwise. The next signal will be displaying a proceed indication, at worst a CAUTION.</p>
		<p>CAUTION SLOW</p>	<p>Proceed at 40 km/h (unless indicated otherwise). Expect the next signal to be displaying STOP.</p>

Main Signal Aspect	Distant Signal Aspect	Indication	Meaning
		SUSTAINED SLOW	Proceed at 40 km/h (unless indicated otherwise), prepared to do 40 km/h at the next signal.

Revision #7

Created 2025-05-05 11:34:41 CEST by Ld44hbxhkh (Wiki Admin)

Updated 2025-07-12 18:15:14 CEST by Ld44hbxhkh (Wiki Admin)